


Account Registration

Creating Your Account

First Launch

When you open miAlarm for the first time, you'll see a welcome screen with two options:

- **Login** - For existing users
- **Register** - For new users



Registration Process

Select "Register" and provide the following information:

1. **Personal Details**

- First Name
- Last Name
- Username (this will be your login ID - choose carefully)
- Email Address
- Contact Number

Register

1 2 3 4 5 6 7


First Name


Last Name

Username

Email

(+27) Contact Number

Password 
Must be more than 8 characters and have 1 number

Confirm Password 

Register

2. Security Credentials

- Password (must include at least one number and one uppercase letter)
- Confirm Password

3. Complete registration by tapping "Register"

Important Considerations:

- Each email address and phone number can only be used for one account
- Your username cannot be changed after registration
- Store your password securely - you'll need it for future logins
- Create a unique profile per user to avoid any notifications not arriving.

Revision #6

Created 16 July 2025 09:38:10 by Jonathan Cox

Updated 5 January 2026 13:10:08 by Kade Bhugwathideen