


Installation

Download and Installation


iOS Installation

1. Open the App Store on your iPhone or iPad
2. Search for "miAlarm"
3. Tap "Get" to download and install
4. Wait for the installation to complete




Android Installation

1. Open Google Play Store
2. Search for "miAlarm"
3. Tap "Install"
4. Accept the required permissions when prompted



Huawei Installation

1. Open Huawei AppGallery
2. Search for "miAlarm"
3. Tap "Install"



Note: Ensure you have a stable internet connection before beginning the download.

Direct Links

iOS: [Download from App Store](#)

Android: [Download from Google Play](#)

Huawei : [Download from AppGallery](#)

Revision #11

Created 16 July 2025 09:26:41 by Jonathan Cox

Updated 5 January 2026 12:49:28 by Kade Bhugwathideen